



Email Contact**Mrs Dravec:** michelle.gorgioski1@det.nsw.edu.au**Mrs Fawcett:** kim.pincham2@det.nsw.edu.au**Miss Zivanovic:** violeta.zivanovic@det.nsw.edu.au

| | Monday | Tuesday | Wednesday | Thursday | Friday |
|--|--|--|--|---|--|
| 9:30 Check-in | ZOOM Session | ZOOM Session | ZOOM Session | ZOOM Session | ZOOM Session |
| Morning Choose 1 or 2 tasks Reading Eggs Website: www.readingeggs.com.au PM Readers Website: https://app.pme-collection.com.au/login | KLA - English Task 1 - Reading <ul style="list-style-type: none"> Independent Reading 20 mins Use your own book or log in to PM Readers and read one that has been assigned to you. Draw a picture showing what happened at the beginning, middle and end of the story. Task 2 - Phonics <ul style="list-style-type: none"> Complete 20mins of Reading Eggs Today's sound is 'Yy' (Yellow Yoyo, y y, y) Practise writing the letter both as a capital and a lowercase Task 3 - Writing Refer to the picture prompt on page 4. Write all of the things you can see in the picture that make today's focus sound 'Y,y.' Choose one thing to write a sentence about. | KLA - English Task 1 - Reading <ul style="list-style-type: none"> Independent Reading 20 mins Use your own book or log in to PM Readers and read one that has been assigned to you. Draw a picture showing what happened at the beginning, middle and end of the story. Task 2 - Phonics <ul style="list-style-type: none"> Complete 20mins of Reading Eggs Today's sound is Yy' (Yellow Yoyo, y, y, y) Practise writing the letter both as a capital and a lowercase Task 3 - Writing Using the picture prompt on Page 4. Ask your parents to read the matching sentence and try to write it. Don't forget to say the words out loud and segment | KLA - English Task 1 - Reading <ul style="list-style-type: none"> Independent Reading 20 mins Use your own book or log in to PM Readers and read one that has been assigned to you. Draw a picture showing what happened at the beginning, middle and end of the story. Task 2 - Phonics <ul style="list-style-type: none"> Complete 20mins of Reading Eggs Today's sound is 'Vv' (Vase in a van v, v, v) Make a poster of all the different things you can think of that start with this letter. Draw them and try to write the word. Task 3 - Writing Last term we had chrysalis in our classrooms. Write a sentence or two about what happens to the chrysalis. You can watch this | KLA - English Task 1 - Reading <ul style="list-style-type: none"> Independent Reading 20 mins Use your own book or log in to PM Readers and read one that has been assigned to you. Draw a picture showing what happened at the beginning, middle and end of the story. Task 2 - Phonics <ul style="list-style-type: none"> Complete 20mins of Reading Eggs Today's sound is 'Vv' (Vase in a van, v,v,v) Practise writing the letter both as a capital and a lowercase Task 3 - Writing Using the picture prompt on Page 4. Ask your parents to read the matching sentence and try to write it. Don't forget to say the words out loud and segment | KLA - English Task 1 - Reading <ul style="list-style-type: none"> Independent Reading 20 mins Use your own book or log in to PM Readers and read one that has been assigned to you. Draw a picture showing what happened at the beginning, middle and end of the story. Task 2 - Phonics <ul style="list-style-type: none"> Complete 20mins of Reading Eggs Today's revision sounds are 'Yy and Vv' (Yellow Yoyo, y, y, y & Vase in a Van, v, v,v) Choose one of the sounds and make a poster of all the different things you can think of that start with this |

| | | them – writing all the sounds you can hear. | youtube clip to help you remember. https://youtu.be/pgtmlVqCKxc | them – writing all the sounds you can hear. | letter. Draw them and try to write the word. Task 3 – Writing Using the picture on page 5, write a story about what happened to the dog, | | | | | | | | | | | | | | | | | | | | | | | | |
|---|---|--|--|---|--|------|------|-------------|---------|--------|--|---------|------|--|---------|------|--|-----------|-----|--|------|------|--|-----------|-------|--|---------|-----|--|
| Fitness Break | 30mins of Physical Activity every day | 30mins of Physical Activity every day | 30mins of Physical Activity every day | 30mins of Physical Activity every day | 30mins of Physical Activity every day | | | | | | | | | | | | | | | | | | | | | | | | |
| Middle Choose 1 or 2 tasks Mathseeds Website: www.mathseeds.com.au | KLA Maths Task 1 - Mathseeds <ul style="list-style-type: none"> Complete 20mins of Mathseeds Task 2 – Who is the tallest? Find objects around your house that are shorter and taller than you. Draw the objects, ordering them from the shortest to the tallest. You can even measure the height of your family members to find out who is the tallest! For example: My table is shorter than me. My fridge is taller than me. | KLA Maths Task 1 - Mathseeds <ul style="list-style-type: none"> Complete 20mins of Mathseeds Task 2 – Number of the Day Make a poster about the number 7 . How many different ways can you represent the number? Think about dice, Ten frames, numbers, words. The possibilities are endless. Be as creative as you can. You can take a photo and send it to your teacher through clasdojo. For example:  | KLA Maths Task 1 - Mathseeds <ul style="list-style-type: none"> Complete 20mins of Mathseeds Task 2 – Weighing Up Find objects around your house that are lighter and heavier than your school bag. Draw them on a piece of paper under the headings “lighter” and “heavier”. For example: Your bed is heavier than your school bag, a spoon is lighter than your school bag. | KLA Maths Task 1 - Mathseeds <ul style="list-style-type: none"> Complete 20mins of Mathseeds Task 2 – Number of the Day Make a poster about the number 12 . How many different ways can you represent the number? Think about dice, Ten frames, numbers, words. The possibilities are endless. Be as creative as you can. You can take a photo and send it to your teacher through clasdojo. For example:  | KLA Maths Task 1 - Mathseeds <ul style="list-style-type: none"> Complete 20mins of Mathseeds Task 2 – Coins or notes? What is the most appropriate way to pay for the following items? <table border="1" data-bbox="1796 742 2110 1232"> <thead> <tr> <th>item</th> <th>cost</th> <th>coins/notes</th> </tr> </thead> <tbody> <tr> <td>lollies</td> <td>\$1.50</td> <td></td> </tr> <tr> <td>toy car</td> <td>\$15</td> <td></td> </tr> <tr> <td>t-shirt</td> <td>\$25</td> <td></td> </tr> <tr> <td>ice-block</td> <td>\$2</td> <td></td> </tr> <tr> <td>doll</td> <td>\$18</td> <td></td> </tr> <tr> <td>groceries</td> <td>\$120</td> <td></td> </tr> <tr> <td>pop top</td> <td>\$3</td> <td></td> </tr> </tbody> </table> | item | cost | coins/notes | lollies | \$1.50 | | toy car | \$15 | | t-shirt | \$25 | | ice-block | \$2 | | doll | \$18 | | groceries | \$120 | | pop top | \$3 | |
| item | cost | coins/notes | | | | | | | | | | | | | | | | | | | | | | | | | | | |
| lollies | \$1.50 | | | | | | | | | | | | | | | | | | | | | | | | | | | | |
| toy car | \$15 | | | | | | | | | | | | | | | | | | | | | | | | | | | | |
| t-shirt | \$25 | | | | | | | | | | | | | | | | | | | | | | | | | | | | |
| ice-block | \$2 | | | | | | | | | | | | | | | | | | | | | | | | | | | | |
| doll | \$18 | | | | | | | | | | | | | | | | | | | | | | | | | | | | |
| groceries | \$120 | | | | | | | | | | | | | | | | | | | | | | | | | | | | |
| pop top | \$3 | | | | | | | | | | | | | | | | | | | | | | | | | | | | |
| Break | | | | | | | | | | | | | | | | | | | | | | | | | | | | | |
| Afternoon | KLA - Music | KLA - Science | KLA – Visual Arts | KLA - PDHPE | KLA – Science/ STEM | | | | | | | | | | | | | | | | | | | | | | | | |

Optional

Task - Rockstar

Last term we had lots of fun making music! Gather all of the music-making instruments you can find (pots, pans, empty milk bottles and egg cartons), along with a wooden spoon, and make some noise!



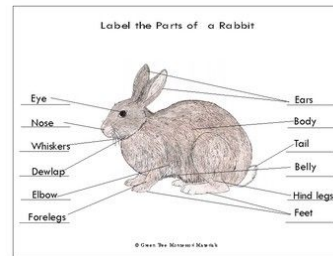
Task – Living Things

Last semester we learnt all about living things. Draw a picture of your favourite animal. Label the different parts of your animal. Write down what that animal needs to survive.

See example below.

For example:

Rabbits need food and water to survive.



Task – Shadow Drawing

Collect a few small objects or figurines and a piece of paper. Go into your backyard or somewhere safe outside. Place your objects onto your paper and trace around the shadows of the objects. Decorate the shadows using coloured pencils or tectas.

For example:



Task – Emotions

In Term 2, we learnt how to identify our emotions. On a piece of paper, draw pictures for each of the emotions and what makes you feel that way.

1. Happy
2. Sad
3. Scared
4. Angry.

For example:

Things that make me happy.



Task – Sink or float

STEM Challenge – Will it sink or float?

With the help of mum and dad. Fill a bucket full of water. Grab a range of objects and **predict** if the objects will sink or float. Were you right? Take a picture of you conducting your experiment and send it to your teacher.



Writing Stimulus

Monday

Write all of the things you can see in the picture that make today's focus sound 'Y,y.' Choose one thing to write a sentence about.

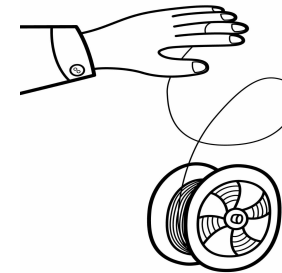


Wednesday

Tuesday

Sentence: The yellow yoyo goes up and down.

Parents – read the sentence aloud and have your child try to write it. They can write one or both sentences.



Thursday

Write a sentence or two about what happens to the chrysalis. You might like to write about what emerges and what it looks like.

<https://youtu.be/pgtmIVqCKxc>



Sentence: Mum and Dad have a van.

Parents – read the sentence aloud and have your child try to write it. They can write one or both sentences in the set.



Friday



