

# Kindergarten Learning Plan Week 4

## Teacher contact emails:

**Mrs Dravec:** michelle.gorgioski1@det.nsw.edu.au

**Mrs Fawcett:** kim.pincham2@det.nsw.edu.au


**Miss Zivanovic:** violeta.zivanovic@det.nsw.edu.au

## Attendance:

Sign into Classdojo.


View the daily message sent to you by your teacher (9am).

Respond to the daily question by writing your response in the comment section under the video.








## Soundwaves:

Go to [www.soundwaveskids.com.au](http://www.soundwaveskids.com.au) and sign in with your password: **your262**

Click on  and click on the corresponding sound.

Complete the assigned activities listed on the daily plan.

### Extra Games and Activities

-  Match Up (Word Beginnings and Endings)
-  Match Up (Pictures to Words 1)
-  Match Up (Pictures to Words 2)
-  Unjumbler
-  Segmenting Tool

## Sharing work with your teacher:

**Each day we will have indicated an activity that we would like for you to share with your teacher.**

Please share your work via Classdojo or email. Your teacher will provide you with written feedback on your work.

## Merit awards

Each week we will be presenting 2 merit awards to students. Awards will be announced every Friday via classdojo.



## Public Speaking Competition:

Every student in Kindergarten will be participating in Mount Pritchard's Public Speaking Competition which will take place later in Term 3. **We will be conducting class competitions when we return back to school.**

We kindly ask that you encourage and help your child prepare a speech during this time in lock down. Please see the accompanying sheets for further information about timing, topics and tips. If you have any questions, please do not hesitate to ask your teacher.



# MOUNT PRITCHARD PUBLIC SCHOOL

Meadows Road, Mount Pritchard, NSW 2170 **Telephone:** 9823 9820 **Fax:** 9822

5097 **Email:** [mtpritchar-p.school@det.nsw.edu.au](mailto:mtpritchar-p.school@det.nsw.edu.au)

**Website:** [www.mtpritchar-p.schools.nsw.edu.au](http://www.mtpritchar-p.schools.nsw.edu.au)

## Public Speaking Competition

26/7/21

Dear Parents/Caregivers,

Every student in K-2 will be participating in Mount Pritchard's Public Speaking Competition for Term 3.

We will be conducting class competitions when we return back to school. We ask you to encourage your child/children and, if needed, to help them prepare a speech during this time in lockdown.

All students will have the opportunity to give a prepared speech and our finalists will also give an impromptu speech.

There are some public speaking tips on the accompanying sheet along with our marking criteria.

**All speeches should attempt to persuade the listener.**

| Stage                           | Prepared speech | *Impromptu speech<br>for finalists only | Choice of topics  |
|---------------------------------|-----------------|---|---|
| <u>Early Stage One (Kinder)</u> | 1 minutes       | 30 seconds                              | <ul style="list-style-type: none"><li>● I am amazing</li><li>● My family is amazing</li><li>● School is fun</li><li>● Free choice</li></ul>                     |
| <u>Stage 1 Years 1 and 2</u>    | 2 minutes       | 1 minutes                               | <ul style="list-style-type: none"><li>● Family is important</li><li>● The best sport is...</li><li>● Learning from home is hard</li><li>● Free choice</li></ul> |

Mrs N. Piccinin  
(Principal)

Mr J. Maxwell and Miss O. Bongkotpisut  
(co-ordinators)



# Tips for Public Speaking

- The speech should be written by the student or with the student in their own words. Speakers should be able to say all of the words in their speech and understand the meaning of each one.
- All speeches should be written in a way to persuade the listener.
- Practise the finished speech in front of the mirror regularly because good speeches are not read.
- The better the speaker knows their speech, the less nervous they will be.
- Palm cards should be numbered in case they get dropped.
- Speakers should speak a little slower than they normally would.
- This helps them calm down a little, gives them time to think and allows the audience to appreciate all of their hard work.
- Speakers need to speak clearly and pause at full stops.
- Speakers do not use microphones so the volume needs to be easy for the audience to hear.
- Avoid introducing themselves and their topic, saying good morning or thank you for listening to my speech, as marks will be deducted
- Avoid props and theatrical gestures

**Writing a Speech**

There are 3 main parts to a speech:

- 1. Introduction:**
  - State the topic of your speech.
  - Engage the audience and state why they should listen to your speech.
  - Outline the main points of your speech.
- 2. The body:**
  - Discuss your main points and any sub-topics.
  - Provide supporting evidence and any further information.
- 3. The conclusion:**
  - Sum up your ideas and leave the audience with the main message.

*Cartoon girl on a podium*

**Public Speaking**

- Scan around the audience making eye contact with them.
- Use a loud, clear voice. Don't talk too fast and use expression in your voice to make your speech more interesting.
- Use hand gestures when appropriate. Don't hold your palm cards up in front of your face.
- Stand still. Try not to rock back and forth or shuffle from foot to foot.

*Cartoon girl on a podium*



# Tuesday- 3rd August

## Morning - English (1hr)

### Task 1 - Reading

- Independent Reading 20 mins
- Use your own book or log in to PM Readers and read one that has been assigned to you. Draw a picture showing what happened at the beginning, middle and end of the story.
- Complete the assigned **Reading Eggs** activity - "A Royal Picnic"

### Task 2 - Phonics

Today's sound is 'k c ck' (*crazy kites k, k, k.*) Practise writing the letters both as a capital and a lowercase.


#### Soundwaves online Activities:

- Match Up (Pictures to Words 2)
- Unjumbler

### Task 3 - Writing 📷

- Using the picture prompt. Ask your parents to read the matching sentence and try to write it. Don't forget to say the words out loud and segment them – writing all the sounds you can hear.

*The duck is sitting on the log. He is enjoying the sun on his back.*

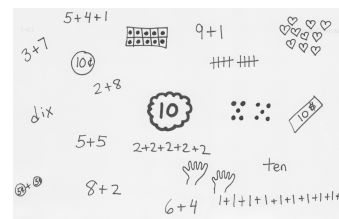


## FITNESS BREAK

## Middle - Maths (1hr)

### Task 1 – Number of the Day

Make a poster about the number **9**. How many different ways can you represent the number? Think about dice, Ten frames, numbers, words. The possibilities are endless. Be as creative as you can.



### Task 2 - Mathseeds [www.mathseeds.com.au](http://www.mathseeds.com.au)






Complete 20mins of Mathseeds

### Task 3 - 3D Object Sorting

- Find 3D objects around your house and sort them according to their shape.
- Draw and write the name of the objects underneath the appropriate headings.

#### 3D object sorting

Learning intention: I can sort familiar 3D objects in my environment.

| cube  | cone  | cylinder  | rectangular prism   | sphere  |
|---|---|---|---|---|
|  |  |  |  |  |
|   |   |   |   |   |

## LUNCH BREAK

## Afternoon - Creative Arts (30mins)

Draw a picture of a duck. You can click on the youtube video to do a directed drawing, or you can do your own.

<https://www.youtube.com/watch?v=Jx1sdbd9t5E>

# Wednesday - 4th August

## Morning - English (1hr)

### Task 1 - Reading

- Independent Reading 20 mins
- Use your own book or log in to PM Readers and read one that has been assigned to you. Draw a picture showing what happened at the beginning, middle and end of the story.
- Complete the assigned **Reading Eggs** activity - "The Shining Knight"

### Task 2 - Phonic

- Today's sound is 'ng' (*ring on a finger ng, ng, ng.*) Practise writing the letters both as a capital and a lowercase.
- **Soundwaves online activities:**
  - Match Up (Word Beginning and Endings)
  - Match Up (Pictures to Words 1)



### Task 3 - Writing

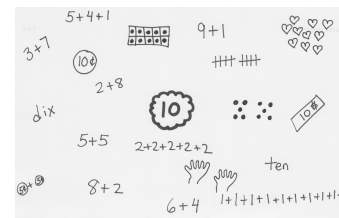
- Using the picture prompt. Write about what is happening in the picture eg. What animal is in the picture? What is it doing?. Don't forget to say the words out loud and segment them – writing all the sounds you can hear.

## FITNESS BREAK

## Middle - Maths (1hr)

### Task 1 - Number of the Day

- Make a poster about the number **16**. How many different ways can you represent the number? Think about dice, ten frames, numbers, words. The possibilities are endless. Be as creative as you can.



### Task 2 - Mathseeds [www.mathseeds.com.au](http://www.mathseeds.com.au)

- Complete 20mins of Mathseeds

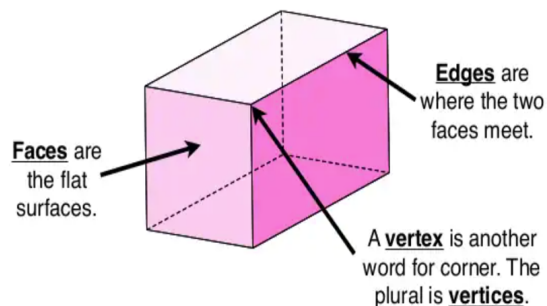
### Task 3 - 3D Objects and their Properties

3D shapes are often classified according to the number of **faces**, **edges** and **vertices** each shape has.

Find a range of 3D objects in your household and see if you can find the number of faces, edges and vertices. You can record your information in a similar table to the picture below.

Name: \_\_\_\_\_  
How many properties?

| shape | name | faces | vertices | edges |
|-------|------|-------|----------|-------|
|       |      |       |          |       |
|       |      |       |          |       |
|       |      |       |          |       |
|       |      |       |          |       |
|       |      |       |          |       |

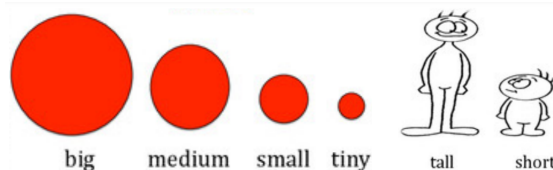


## LUNCH BREAK

## Afternoon - Allied Health Partnerships - Speech Therapy (30mins)

### Size Scavenger Hunt

- Think of some other words for big and small.
- Ask an adult to read you the 2 new target words for big and small to be used in the activity (large and huge, and tiny and little). Repeat the words each time the adult says them.
- Now it is time to go on a scavenger hunt!
- Describe the size of different objects you see using the target sentence 'I found a (size word) (object) e.g. 'I found a huge stick.'



# Thursday - 5th August

## Morning - English (1hr)

### Task 1 - Reading

- Independent Reading 20 mins
- Use your own book or log in to PM Readers and read one that has been assigned to you. Draw a picture showing what happened at the beginning, middle and end of the story.
- Complete the assigned **Reading Eggs** activity - "Royal Favourites"

### Task 2 - Phonic

- Today's sound is 'ng'. (*Ring on a finger ng, ng, ng.*) Practise writing the letters both as a capital and a lowercase.
- **Soundwaves online activities:**
  - Match Up (Pictures to Words 2)
  - Unjumbler

### Task 3 - Writing

- Using the picture prompt. Ask your parents to read the matching sentence and try to write it. Don't forget to say the words out loud and segment them – writing all the sounds you can hear.



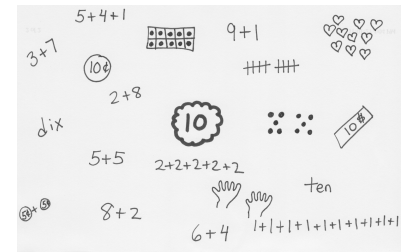
The ring is shiny. It is sparkling.

## FITNESS BREAK

## Middle - Maths (1hr)

### Task 1 - Number of the Day

- Make a poster about the number **14**. How many different ways can you represent the number? Think about dice, ten frames, numbers, words. The possibilities are endless. Be as creative as you can.



### Task 2 - Mathseeds [www.mathseeds.com.au](http://www.mathseeds.com.au)

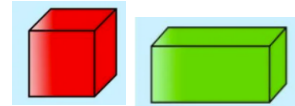
- Complete 20 minutes of Mathseeds

### Task 3 - Sorting 3D objects and explaining my reasoning 📷

- Yesterday we classified 3D objects according to their properties. Today we will be thinking about different ways we can sort and group our 3D objects using the following **sentence stems**.

"I would put/ classify \_\_\_ with \_\_\_ because...." **or** "I would not classify \_\_\_ because \_\_\_..."

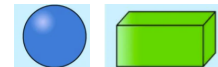
- Find a range of 3D objects in your house and think about different ways you can sort them.



#### For example:

I would put a cube and a rectangle together because they both have sides, corners and faces.

I would not put a rectangle with a sphere because 1 has corners and one does not.



## LUNCH BREAK

## Afternoon - PD/H/PE (30mins)

This will be the 4th week that we have been doing home learning. Learning from home can be challenging and can make us feel sad.

Make a list of the things that make home learning challenging e.g. not seeing friends. Draw some pictures of the things you can do to make yourself feel better.

# Friday - 6th August

## Morning - English (1hr)

### Task 1 - Reading

- Independent Reading 20 mins
- Use your own book or log in to PM Readers and read one that has been assigned to you. Draw a picture showing what happened at the beginning, middle and end of the story.
- Complete the assigned **Reading Eggs** activity - "The Royal Message"

### Task 2 - Phonic

- This week we have been learning the sounds *k c ck*. (*Crazy Kites k, k, k*) and *ng* (*Ring on a finger ng, ng, ng*).
- **Soundwaves online activities:**
  - *ck* - Segmenting Tool
  - *ng* - Segmenting Tool



### Task 3 - Writing

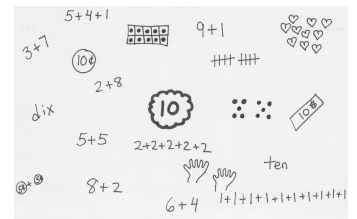
- Using the picture prompt, write all of the things you can see in the picture that make the 'ng' sound. (*Ring on a finger ng, ng, ng*) Choose one thing to write a sentence about.

## FITNESS BREAK

## Middle - Maths (1hr)

### Task 1 - Number of the Day 📷

Make a poster about the number **15**. How many different ways can you represent the number? Think about dice, ten frames, numbers, words. The possibilities are endless. Be as creative as you can.








### Task 2 - Mathseeds [www.mathseeds.com.au](http://www.mathseeds.com.au)

Complete 20 minutes of Mathseeds

### Task 3 - Roll, stack or slide?

- Watch the video below
- <https://www.youtube.com/watch?v=AcsUQIxJKIY>
- Look for objects around your house that are in the shape of a cube, cone, cylinder, rectangular prism and a sphere.
- Experiment to see if they roll, stack or slide.
- Create a table like the one shown, tick in the roll, stack or slide box depending on what the object does.

| 3D object   | Roll | Stack | Slide |
|---|------|-------|-------|
|  |      |       |       |
|  |      |       |       |
|  |      |       |       |
|  |      |       |       |
|  |      |       |       |

## LUNCH BREAK

## Afternoon - Creative Arts (30mins)

Create a robot out of recyclable 3D objects eg. a cereal box, a tissue box

